

**OAK PARK UNIFIED SCHOOL DISTRICT
5801 E. CONIFER STREET
OAK PARK, CALIFORNIA 91377
(818) 735-3206**

ADDENDUM ORGANIZATIONAL BOARD MEETING – AGENDA #867

DATE: Tuesday, March 12, 2013
TIME: 6:00 p.m. Open Session
PLACE: Oak Park High School
Presentation Room-G9
899 Kanan Road
Oak Park, CA 91377

ACTION

3. BUSINESS SERVICES

h. Approve Authorization for Superintendent to Award Contract for Bid #13-03R and Bid #13-13R

Board Policy 3312 requires Board approval for contract for services

i. Approve Installation of Relocatable Building on Medea Creek Middle School Campus by Rancho Simi Recreation and Park District for After School Club

Board Policy 3312 requires Board approval for contract for services

j. Approve Process for Recruiting and Appointing Members of Oak Park Citizens' Oversight Committee

Board asked to approve procedure to recruit and appoint new members to the Oak Park Citizens' Oversight Committee

Date: March 8, 2013

Anthony W. Knight, Ed.D.
Superintendent and Secretary to the
Board of Education

TO: MEMBERS, BOARD OF EDUCATION AMENDED
FROM: DR. ANTHONY W. KNIGHT, SUPERINTENDENT
DATE: MARCH 12, 2013
SUBJECT: C.2.c. APPROVE AWARD OF BID 13-07R, PARKING LOT REPAIRS AT OAK HILLS ELEMENTARY SCHOOL

ACTION

ISSUE: Shall the Board award Bid 13-07R, Parking Lot Repairs at Oak Hills Elementary School?

BACKGROUND: In its approval of the District’s Facility Master Plan on December 12, 2012, the Board authorized the repairs to the staff and guest parking lot at Oak Hills Elementary School. The budget established for this project was established at \$100,000 for direct construction and contingency of \$19,360, for a total of \$119,360. On February 21, 2013, four bids were received in response to the District’s call for bids for this project. The following is a recap of the bids received; bid amounts are Base Bid only, no alternates were requested:

<u>Bidder</u>	<u>Bid Amount</u>
Quality Paving	\$ 53,129.00
Terra Pave	\$ 64,700.00
Berry Engineering	\$ 67,254.00

The bids for this work has been reviewed and analyzed by Balfour Beatty, the Facility Planning Subcommittee, and District staff, who recommend the award of bid to Quality Paving in the amount of \$53,129.00. Balfour Beatty’s letter recommending the award of contract for this project is attached.

- ALTERNATIVES:**
1. Award Bid 13-07R, Parking Lot Repairs at Oak Hills Elementary School to Quality Paving, in the amount of \$53,129.00, as lowest responsive and responsible bidder.
 2. Reject all bids received and direct staff to re-bid the project.
 - 3.

RECOMMENDATION: Alternative No. 1

Prepared by: Martin Klauss, Assistant Superintendent, Business and Administrative Services

Respectfully submitted,

 Anthony W. Knight, Ed.D.
 Superintendent

Board Action: On motion of _____, seconded by _____, the Board of Education:

VOTE:	AYES	NOES	ABSTAIN	ABSENT
Laifman	_____	_____	_____	_____
Pallant	_____	_____	_____	_____
Rosen	_____	_____	_____	_____
von Schneidau	_____	_____	_____	_____
Yeoh	_____	_____	_____	_____
Student Rep	_____	_____	_____	_____

Oak Park Unified School District
5801 East Conifer Street
Oak Park, CA 91377
Attn: Martin Klauss, Assistant Superintendent Business Services

March 6, 2013

Subject: Measure "R" Staff Support Services
Oak Park Unified School District
Oak Park, CA

Re: 13-07R Parking Lot Repairs at Oak Hills Elementary School
Recommendation to Award Bid to the Lowest Responsive Bidder

Dear Mr. Klauss,

The District received bids for 13-07R Parking Lot Repairs at Oak Hills Elementary School on February 21, 2013. The following company's submitted bids in the order listed (bid opening sheet is attached). This Project is indicated to occur in the current year in the recent Master Plan update approved by the Board on December 7, 2012. The work is scheduled to occur during the 2013 Summer Break.

Terra Pave	\$ 64,700
Quality Paving	\$ 53,129
Berry Engineering	\$ 67,254
BC Rincon	\$ 72,400

The 2013 Master Plan Update allocates \$100,000 plus a contingency of 19.36% for a total construction budget of \$119,360 to complete the scope of work related to this project. Should the Board authorize Notice of Award to Quality Paving, a savings of \$66,231 will be realized and placed into contingency. This contingency will be available should any unforeseen issues be encountered during the course of construction.

Balfour Beatty Construction has reviewed the bid package and confirmed the submitted proposal is responsive. We recommend the Board of Trustees authorize the District staff to proceed with issuance of a Notice of Award and agreement to Quality Paving.

Should you have any questions or require any additional information, please contact me at anytime.

Respectfully,



Dennis Kuykendall
Senior Project Manager, Balfour Beatty Construction

Attachments; Bid Sheet Tabulation

cc. Julie Suarez, OPUSD
Tom Wulf, OPUSD FPC
Peter Kristensen, OPUSD FPC
Keith Henderson, Balfour Beatty Construction

TO: MEMBERS, BOARD OF EDUCATION
FROM: DR. ANTHONY W. KNIGHT, SUPERINTENDENT
DATE: MARCH 12, 2013
SUBJECT: C.2.h APPROVE AUTHORIZATION FOR SUPERINTENDENT TO AWARD CONTRACTS FOR BID # 13-03R AND BID #13-13R

ACTION

ISSUE: Shall the Board delegate limited authority to the Superintendent to award a contract for Bid #13-03R, Building C Modernization at Oak Park High School, and Bid #13-13R, Roof Replacement at Oak Hills Elementary School and Medea Creek Middle School, consistent with the requirements of Public Contract Code and Government Code?

BACKGROUND: On December 11, 2012, the Board approved the 2013 Measure R Master Plan. Among the approved work was the modernization of Building C at Oak Park High School (Project 13-03R), and replacement of roofs at Oak Hills Elementary School and Medea Creek Middle School (Project 13-13R). Bids for these projects will be received after the March Board meeting, but well in advance of the next meeting in April. Time is of the essence for these projects, as the award of bids at the earliest possible time is required to ensure the start of this work immediately upon the end of the school year. Consequently, staff is requesting that the Board delegate the authority to award these two contracts to the Superintendent. Education Code (EC) Section 17604 permits the Board to delegate the authority to award contracts to the Superintendent or other designee, provided the Board ratifies or formalizes the award at a future meeting. Staff is recommending that the Board implement EC 17604, delegating limited authority to the Superintendent, or his designee, to award the contract as follows: 1) contracts will be limited to Bid #13-03R, Building C Modernization at Oak Park High School, and Bid #13-13R, Roof Replacement at Oak Hills Elementary School and Medea Creek Middle School; 2) the contracts will be awarded in strict conformance with the requirements of Education Code, Public Contract Code, Government Code, and all other applicable law; 3) proposed contracts will be reviewed by the Superintendent and staff, considering price, quality, value and needs of the District, and determination of an award of contract, if any, shall be made by the Superintendent; 4) any contract awarded shall be presented for Board approval at its April meeting.

ALTERNATIVES:

1. It is recommended that the Board delegate limited authority to the Superintendent or his designee to award contracts as specified above.
2. Do not delegate the limited authority to the Superintendent.

RECOMMENDATION: Alternative No. 1

Prepared by: Martin Klauss, Assistant Superintendent, Business and Administrative Services

Respectfully submitted,

 Anthony W. Knight, Ed.D.
 Superintendent

Board Action: On motion of _____, seconded by _____, the Board of Education:

VOTE:	AYES	NOES	ABSTAIN	ABSENT
Laifman	_____	_____	_____	_____
Pallant	_____	_____	_____	_____
Rosen	_____	_____	_____	_____
von Schneidau	_____	_____	_____	_____
Yeoh	_____	_____	_____	_____
Student Rep	_____	_____	_____	_____

TO: MEMBERS, BOARD OF EDUCATION
FROM: DR. ANTHONY W. KNIGHT, SUPERINTENDENT
DATE: MARCH 12, 2013
SUBJECT: C.2.i APPROVE INSTALLATION OF RELOCATABLE BUILDING ON MEDEA CREEK MIDDLE SCHOOL CAMPUS BY RANCHO SIMI RECREATION AND PARK DISTRICT FOR AFTER SCHOOL CLUB

ACTION

ISSUE: Shall the Board approve the proposed installation of a relocatable building on the Medea Creek Middle School (MCMS) campus by Rancho Simi Recreation and Park District (RSRPD) for its After School Club?

BACKGROUND: During the fall and winter of 2012, the MCMS administration worked closely with RSRPD staff on a proposal to place an After School Club on the MCMS campus. Modified to suit the needs and interest of middle school aged children, the proposed program would be similar to those currently operating at the District's elementary school. Under the proposal, RSRPD would develop the program, and at its sole expense, install a relocatable building at a specified location agreeable to RSRPD, MCMS, and the District.

MCMS and RSRPD are very excited by the proposed plan, which provides an excellent opportunity to meet the needs and demands of many families with children attending that campus. The RSRPD governing board approved the project and its funding at its meeting on February 7, 2013, pending the approval by the OPUSD Board. A copy of the RSRPD proposal and its board's approval are attached for the Board's information. The MCMS and District administrations very enthusiastically support the proposed project and program and strongly recommend the Board's approval

ALTERNATIVES: 1.It is recommended that the Board approve the proposed installation of a relocatable building on the MCMS campus by RSRPD for its After School Club.
 2.Do not approve the proposed installation.

RECOMMENDATION: Alternative No. 1

Prepared by: Martin Klauss, Assistant Superintendent, Business and Administrative Services

Respectfully submitted,

 Anthony W. Knight, Ed.D.
 Superintendent

Board Action: On motion of _____, seconded by _____, the Board of Education:

VOTE:	AYES	NOES	ABSTAIN	ABSENT
Laifman	_____	_____	_____	_____
Pallant	_____	_____	_____	_____
Rosen	_____	_____	_____	_____
von Schneidau	_____	_____	_____	_____
Yeoh	_____	_____	_____	_____
Student Rep	_____	_____	_____	_____

TO: MEMBERS, BOARD OF EDUCATION

FROM: DR. ANTHONY W. KNIGHT, SUPERINTENDENT

DATE: MARCH 12, 2013

SUBJECT: C.2.j APPROVE PROCESS FOR RECRUITMENT AND APPOINTMENT OF OAK PARK CITIZENS' OVERSIGHT COMMITTEE MEMBERS

ACTION

ISSUE: Shall the Board of Education discuss and approve a process for appointment of members to the Oak Park Citizen's Oversight Committee (OPCOC)?

BACKGROUND: Having served two consecutive two-year terms as permitted by law, 5 sitting members of the OPCOC will term out on June 30, 2013. These vacant positions will need to be filled for the 2013-14 term which begins July 1, 2013. The Board is asked to discuss the process it wishes to use to select the replacement members for the next two-year term. Historically, the Board has elected to create an application for membership, appoint a Board sub-committee to paper-screen candidates, with the entire Board interviewing and selecting the new members. Assuming a continuation of this practice, the precise timing will be discussed at the Board meeting, with a goal of appointing the new members not later than the Board's May meeting. Alternatively, after discussion, the Board may select a different recruitment and selection process.

ALTERNATIVES:

1. Approve the continuation of the historical recruitment and selection process, with a goal of appointing the new OPCOC members not later than the May 2013 Board meeting.
2. After discussion, identify and implement an alternate recruitment and selection process, with a goal of appointing the new OPCOC members not later than the May 2013 Board meeting.

RECOMMENDATION: Alternative No. 1

Prepared by: Martin Klauss, Assistant Superintendent, Business and Administrative Services

Respectfully submitted:

 Anthony W. Knight, Ed.D.
 Superintendent

Board Action: On motion of _____, seconded by _____, the Board of Education:

VOTE:	AYES	NOES	ABSTAIN	ABSENT
Laifman	_____	_____	_____	_____
Pallant	_____	_____	_____	_____
Rosen	_____	_____	_____	_____
von Schneidau	_____	_____	_____	_____
Yeoh	_____	_____	_____	_____
Student Rep	_____	_____	_____	_____



CITIZENS' OVERSIGHT COMMITTEE **SEEKING APPLICANTS**

The Oak Park Unified School District Board of Education is seeking applicants for a Citizens' Oversight Committee for Measure R, Measure C6 and Measure C Parcel Tax, The Committee will meet quarterly and has the responsibility of reviewing the audit of Measure R, Measure C6 and Measure C Parcel Tax accounts and making an annual report to the Board and the community regarding the District's adherence to the law and to the text and intention of the Measures related to expenditure of these funds. There are currently four (4) openings on this committee of twelve (12).

State law requires that the Committee be composed, at a minimum, as follows:

- One member active in a business organization representing the business community located within the District.
- One member active in a senior citizens' organization.
- One member active in a bona fide taxpayers' organization.
- One member who is a parent or guardian of a child enrolled in the District.
- One member who is the parent or guardian of a child enrolled in the District and who is active in a parent-teacher organization such as the PTA or School Site Council.
- Two other members, selected from the public at large.

Please call Linda Sheridan at (818) 735-3206 for an application or go the District website at www.oakparkusd.org to download an application. Applications are due no later than December 15, 2010. The Board will interview qualified applicants at a public Board meeting in January to select the candidates.

THANK YOU!!!

OAK PARK UNIFIED SCHOOL DISTRICT

**CITIZENS' OVERSIGHT COMMITTEE
MEASURE R, MEASURE C6, MEASURE C PARCEL TAX**

APPLICATION FOR APPOINTMENT

Your resume, with the general information listed below, should be included with this application.

NAME:

Last First MI

HOME ADDRESS:

Number Street

City State Zip Code

Telephone Number(s): Home _____ Work _____

E-Mail: _____

Fax: _____

EDUCATIONAL BACKGROUND:

College and/or University Degree/Major

Vocational and/or other Institutions Certificate/Technical Training

EMPLOYMENT INFORMATION:

Name of Employer: _____

Address: _____

Position: _____

Areas of Expertise: _____

ADDITIONAL INFORMATION: (Seminars, Workshops, Volunteer Work, Community and Professional Organizations, etc.)

Please answer the following questions:

1. How many months/years have you been a resident of Oak Park?

2. Do you have or have you had children/grandchildren in the Oak Park Unified School District?

Yes _____ No _____

3. Do you know of any reason such as a Conflict of Interest that would adversely affect your ability to serve on the Citizen's Oversight Committee:

4. Please explain why you would like to be appointed to this committee and attach your typed response with this application.

Please check below in the category in which you would qualify to serve on this committee according to the required members pursuant to statute: *Educ. Code §15282(a)*.

_____ One member active in a business organization representing the business community located within the District.

_____ One member active in a senior citizens' organization.

_____ One member active in a bona fide taxpayers' organization.

_____ One member who is the parent or guardian of a child enrolled in the District.

_____ One member who is the parent or guardian of a child enrolled in the District and who is active in a parent-teacher organization, such as the PTA or school site council.

_____ Two other members, selected from the public at large.

COMPLETED APPLICATIONS MUST BE POSTMARKED

NO LATER THAN

JULY 29, 2011

Mail, Fax, E-Mail Completed Applications to:

Dr. Anthony W. Knight

Superintendent

Oak Park Unified School District

5801 E. Conifer Street

Oak Park, CA 91377

Fax: 818-879-0372

E-Mail: lsheridan@oakparkusd.org

OAK PARK UNIFIED SCHOOL DISTRICT

MEASURE R OVERSIGHT COMMITTEE

Interview Questions

The Citizens Oversight Committee is a requirement of Proposition 39. The Committee is tasked with the review of the following:

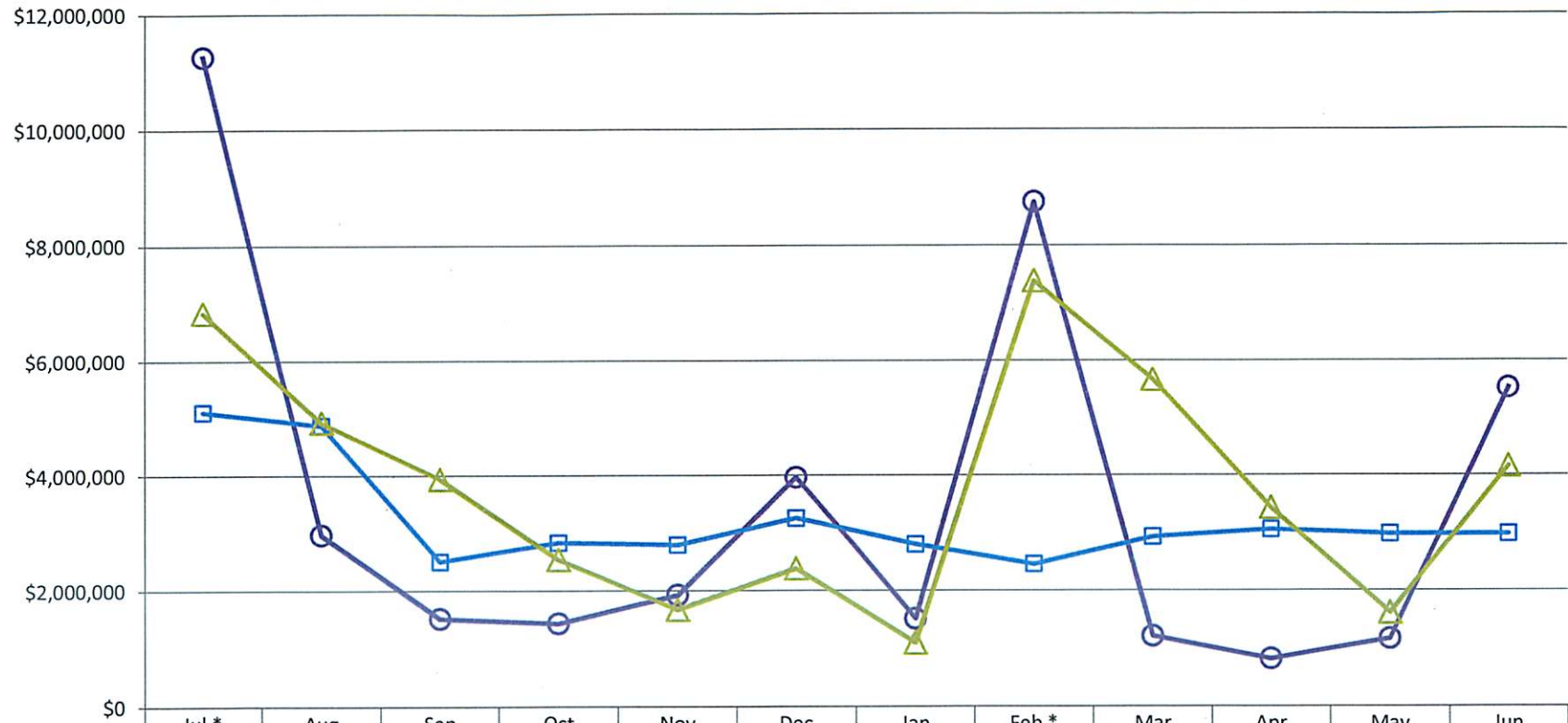
- A. The appropriate use of funds under the restrictions of Proposition 39.
- B. The appropriate use of funds under the ballot language presented to the voters in Measure R.

The Committee will meet quarterly and will review an audit of the program and then make an annual report to the Board on A and B above. The Committee is not tasked with advising the Board or District in the determination of how bond funds may be spent, that responsibility has been delegated to the Facilities Planning Committee.

Please respond to the following questions:

1. Please spend no more than 2 minutes sharing with us your interest in serving on this committee and your qualifications.
2. Have you ever served on a board, commission, or committee in the past where a consensus was required to be developed? If so, please share that experience with us.
3. How would you deal with a situation where you find yourself in disagreement with the other six members of the Oversight Committee?
4. Please discuss your experience with or your ability to review financial data, audits, construction progress reports, etc.
5. The Citizens Oversight Committee must operate under the Brown Act, which governs the manner in which public meetings are conducted in California. You will be briefed on this further by District staff and may be asked to attend a workshop to learn more about it. Part of the Brown Act requires all matters before the committee be discussed in scheduled public meetings only, while not having conversations with other committee members outside of these meetings and to direct all questions to District staff. Do you feel that you will be able to honor this process? What would you do if someone else on the Committee violates the Act and you are the only person that knows?
6. Why do you believe that a well functioning Citizens Oversight Committee is important in conjunction with the passage of a local tax measure?
Or How do you envision this committee operating in order to fulfill its function?
7. What special qualifications or contributions would you bring to the Citizens Oversight Committee?

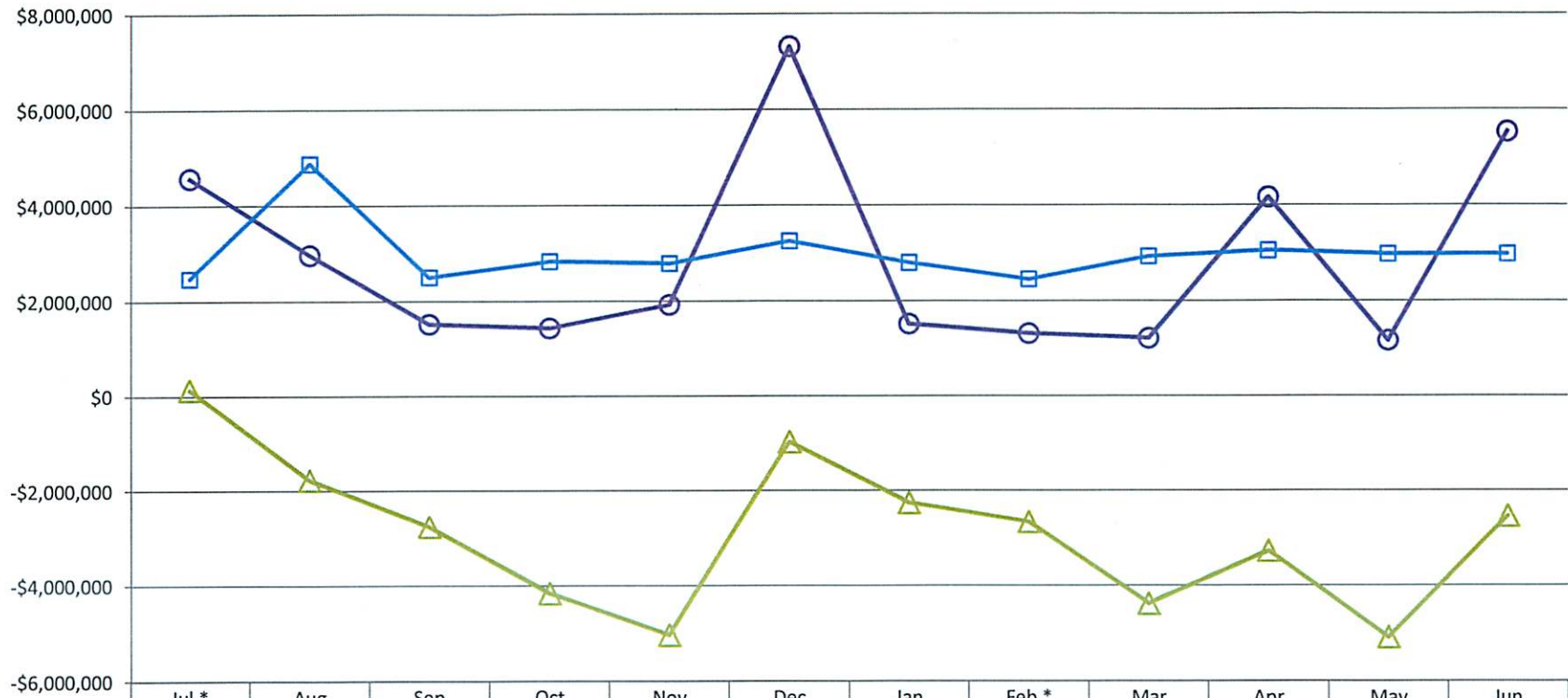
OPUSD - Cashflow Actuals thru February 28, 2013



	Jul *	Aug	Sep	Oct	Nov	Dec	Jan	Feb *	Mar	Apr	May	Jun
Revenue + AR	11,266,394	2,968,551	1,514,205	1,430,855	1,921,130	3,963,392	1,512,330	8,746,616	1,209,210	813,911	1,162,391	5,526,896
Expense + AP	5,112,847	4,879,070	2,501,499	2,832,486	2,790,650	3,253,645	2,799,861	2,452,756	2,927,258	3,053,302	2,978,455	2,978,456
Cash Balance	6,839,978	4,929,459	3,942,165	2,540,534	1,671,014	2,380,762	1,093,230	7,387,090	5,669,042	3,429,650	1,613,586	4,162,026

* NOTE: TRAN loan proceeds included in Revenue and Cash Balance lines: July \$6,700,000; February \$7,435,000.
TRAN repayment included in Expense and Cash Balance lines: July \$2,634,500; August \$2,155,550; December \$3,350,000; April \$3,350,000.

OPUSD - Cashflow without TRAN Actuals thru February 28, 2013



	Jul *	Aug	Sep	Oct	Nov	Dec	Jan	Feb *	Mar	Apr	May	Jun
Revenue + AR	4,566,394	2,968,551	1,514,205	1,430,855	1,921,130	7,313,392	1,512,330	1,311,616	1,209,210	4,163,911	1,162,391	5,526,896
Expense + AP	2,478,347	4,879,070	2,501,499	2,832,486	2,790,650	3,253,645	2,799,861	2,452,756	2,927,258	3,053,302	2,978,455	2,978,456
Cash Balance	139,978	-1,770,541	-2,757,835	-4,159,466	-5,028,986	-969,238	-2,256,770	-2,662,910	-4,380,958	-3,270,350	-5,086,414	-2,537,974

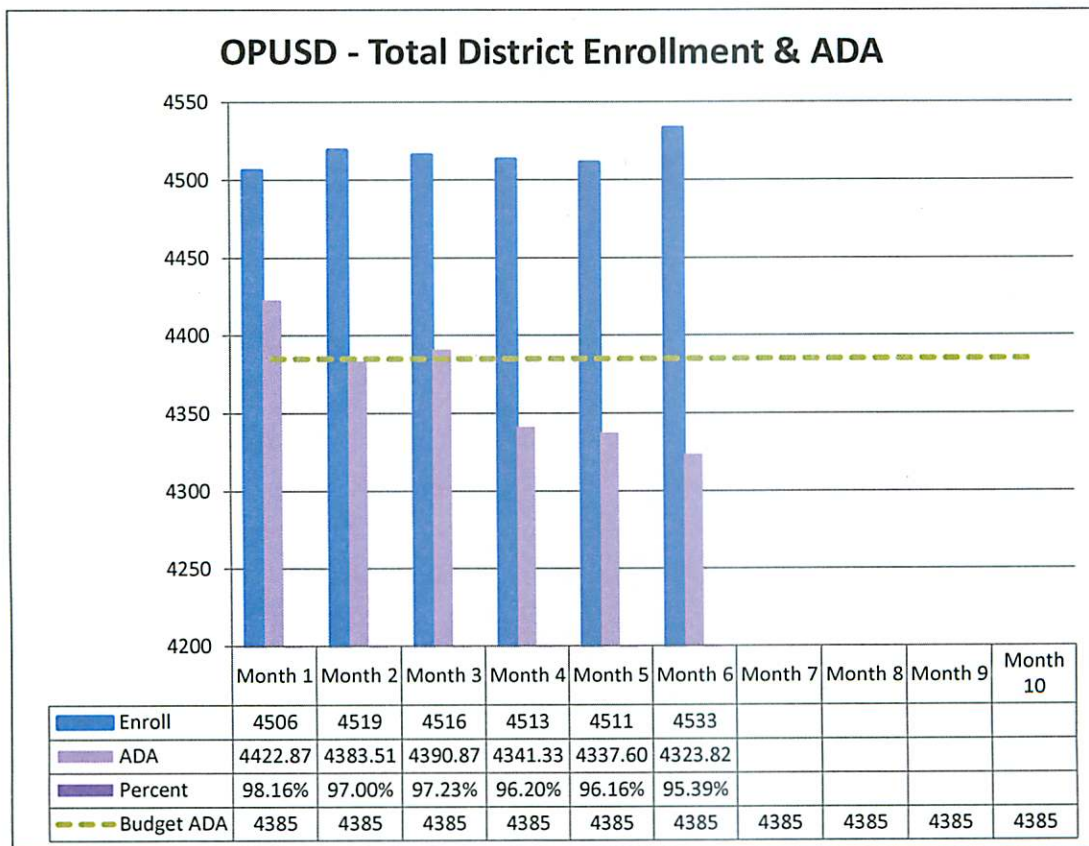
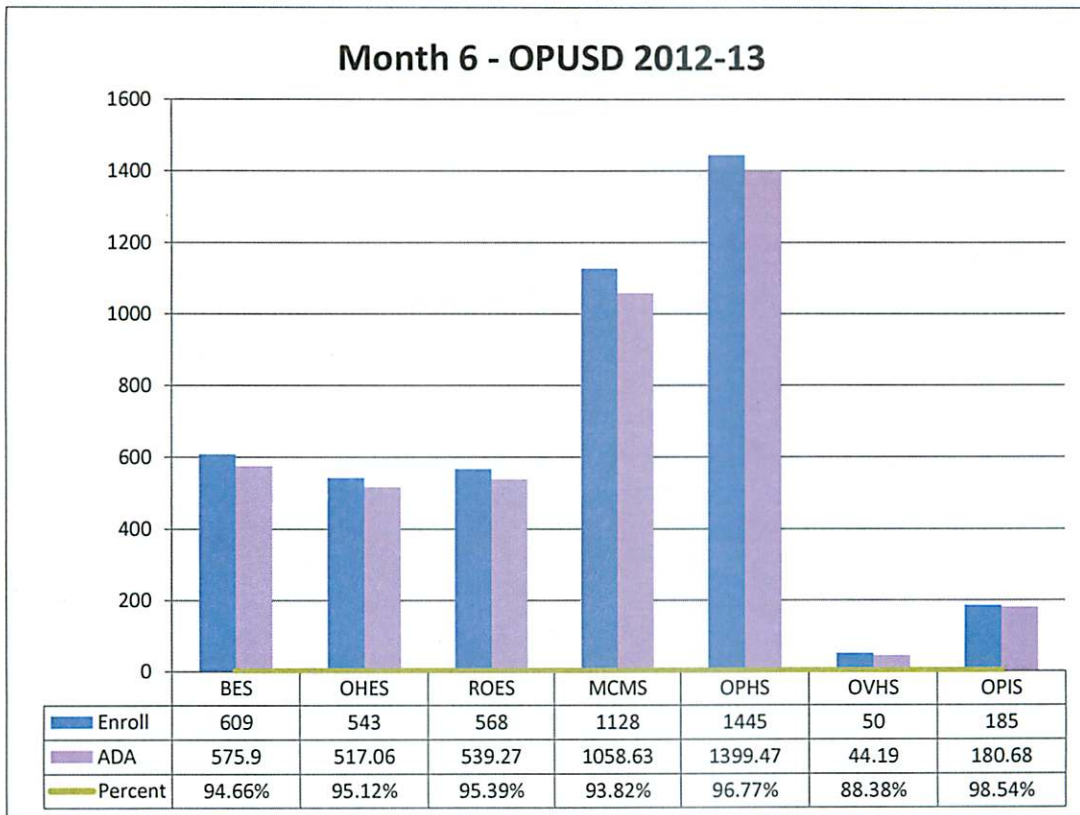
*** NOTE:** TRAN loan proceeds included in Revenue and Cash Balance lines: July \$6,700,000; February \$7,435,000.
 TRAN repayment included in Expense and Cash Balance lines: July \$2,634,500; August \$2,155,550; December \$3,350,000; April \$3,350,000.

Object	Beginning Balances (Ref. Only)	July	August	September	October	November	December	January	February
		ACTUALS THROUGH THE MONTH OF (Enter Month Name): FEBRUARY							
A. BEGINNING CASH		686,431.24	6,839,978.54	4,929,459.20	3,942,164.20	2,540,532.20	1,671,013.20	2,380,761.43	1,093,229.93
B. RECEIPTS									
Revenue Limit Sources									
Principal Apportionment	8010-8019	0.00	169,475.00	1,068,153.00	408,032.00	743,298.00	1,435,658.00	743,298.00	1,313,573.00
Property Taxes	8020-8079	26,445.00	46,766.00	0.00	8,766.00	394,494.00	4,494,061.18	120,699.96	63.54
Miscellaneous Funds	8080-8099	2,125.00	437.00	3,597.00	3,584.00	3,679.00	3,873.94	3,611.58	3,690.50
Federal Revenue	8100-8299	11,265.00	(11,265.00)	1,175.00	0.00	0.00	15,265.00	31,983.00	0.00
Other State Revenue	8300-8599	318,569.00	(191,189.00)	31,391.00	518,584.00	247,902.00	26,235.23	300,805.06	335,194.00
Other Local Revenue	8600-8799	2,714.00	56,569.00	386,703.00	484,814.00	531,757.00	984,542.29	312,642.47	240,154.85
Interfund Transfers In	8910-8929								
All Other Financing Sources	8930-8979	6,700,000.00					(3,350,000.00)	0.00	7,435,000.00
TOTAL RECEIPTS		7,061,118.00	70,793.00	1,491,019.00	1,423,780.00	1,921,130.00	3,609,635.64	1,513,040.07	9,327,675.89
C. DISBURSEMENTS									
Certificated Salaries	1000-1999	111,729.00	524,777.00	1,516,242.00	1,542,499.00	1,564,974.00	1,612,038.12	1,539,078.80	1,579,437.85
Classified Salaries	2000-2999	134,307.00	220,111.00	377,172.00	390,860.00	414,648.00	413,572.09	367,838.31	408,990.15
Employee Benefits	3000-3999	46,581.00	117,507.00	605,181.00	625,864.00	682,030.00	650,726.04	622,305.88	633,507.31
Books and Supplies	4000-4999	728.00	35,504.00	72,609.00	131,111.00	119,690.00	51,906.17	83,879.32	42,419.17
Services	5000-5999	40,206.00	555,551.00	87,640.00	297,818.00	203,870.00	288,261.09	274,871.11	176,489.08
Capital Outlay	6000-6599								(54,885.00)
Other Outgo	7000-7499		14,332.00						
Interfund Transfers Out	7600-7629								
All Other Financing Uses	7630-7699								
TOTAL DISBURSEMENTS		333,551.00	1,467,782.00	2,658,844.00	2,988,152.00	2,985,212.00	3,016,503.51	2,887,973.42	2,785,958.56
D. BALANCE SHEET TRANSACTIONS									
Assets									
Cash Not In Treasury	9111-9199	2,000.00							
Accounts Receivable	9200-9299	6,865,839.52	4,205,276.30	2,897,757.66	23,186.00	7,074.00	0.00	353,756.35	(710.10)
Due From Other Funds	9310	107,400.87							
Stores	9320								
Prepaid Expenditures	9330								
Other Current Assets	9340								
SUBTOTAL ASSETS		6,975,240.39	4,205,276.30	2,897,757.66	23,186.00	7,074.00	0.00	353,756.35	(710.10)
Liabilities									
Accounts Payable	9500-9599	2,527,445.66	2,144,796.00	1,255,738.00	(157,344.00)	(155,666.00)	(194,563.00)	232,605.30	(88,111.95)
Due To Other Funds	9610	334,800.90							
Current Loans	9640	4,794,534.95	2,634,500.00	2,155,550.00			4,534.95		
Deferred Revenues	9650	2,890.12							
SUBTOTAL LIABILITIES		7,659,671.63	4,779,296.00	3,411,288.00	(157,344.00)	(155,666.00)	(194,563.00)	237,140.25	(88,111.95)
Nonoperating									
Suspense Clearing	9910								
TOTAL BALANCE SHEET TRANSACTIONS		(684,431.24)	(574,019.70)	(513,530.34)	180,530.00	162,740.00	116,616.10	87,401.85	(247,857.54)
E. NET INCREASE/DECREASE (B - C + D)		6,153,547.30	(1,910,519.34)	(987,295.00)	(1,401,632.00)	(869,519.00)	709,748.23	(1,287,531.50)	6,293,859.79
F. ENDING CASH (A + E)		6,839,978.54	4,929,459.20	3,942,164.20	2,540,532.20	1,671,013.20	2,380,761.43	1,093,229.93	7,387,089.72
G. ENDING CASH, PLUS CASH ACCRUALS AND ADJUSTMENTS									

Second Interim
2012-13 INTERIM REPORT
Cashflow Worksheet - Budget Year (1)

	Object	March	April	May	June	Accruals	Adjustments	TOTAL	BUDGET
ACTUALS THROUGH THE MONTH OF (Enter Month Name):	FEBRUARY								
A. BEGINNING CASH		7,387,089.72	5,669,041.72	3,429,650.72	1,613,586.72				
B. RECEIPTS									
Revenue Limit Sources									
Principal Apportionment	8010-8019	272,394.00	40,354.00	0.00	4,403,775.00	4,199,020.00	(599,692.00)	14,197,338.00	14,197,338.00
Property Taxes	8020-8079	11,025.00	2,960,640.00	336,792.00	416,260.00	0.00	0.00	8,816,012.68	8,816,013.00
Miscellaneous Funds	8080-8099	3,783.00	3,783.00	3,783.00	6,274.00	0.00	0.00	42,221.02	42,220.00
Federal Revenue	8100-8299	448,818.00	53,419.00	187,511.00	214,145.00	96,258.00	0.00	1,048,574.00	1,048,573.00
Other State Revenue	8300-8599	258,374.00	359,170.00	258,374.00	263,523.00	309,857.00	0.00	3,036,789.29	3,036,791.00
Other Local Revenue	8600-8799	214,816.00	746,545.00	375,931.00	222,919.00	415,028.00	0.00	4,975,135.61	4,975,136.00
Interfund Transfers In	8910-8929						0.00	0.00	0.00
All Other Financing Sources	8930-8979		(3,350,000.00)			(7,435,000.00)	0.00	0.00	0.00
TOTAL RECEIPTS		1,209,210.00	813,911.00	1,162,391.00	5,526,896.00	(2,414,837.00)	(599,692.00)	32,116,070.60	32,116,071.00
C. DISBURSEMENTS									
Certificated Salaries	1000-1999	1,567,268.00	1,554,366.00	1,567,268.00	1,567,271.00	239,212.00	0.00	16,486,160.77	16,486,160.00
Classified Salaries	2000-2999	400,197.00	400,197.00	400,197.00	400,197.00	61,413.00	0.00	4,389,699.55	4,389,699.00
Employee Benefits	3000-3999	630,451.00	630,451.00	630,451.00	630,449.00	90,818.00	0.00	6,596,322.23	6,596,322.00
Books and Supplies	4000-4999	53,018.00	55,439.00	96,524.00	96,524.00	105,226.00	0.00	944,577.66	944,577.00
Services	5000-5999	276,324.00	284,015.00	284,015.00	284,015.00	286,383.00	0.00	3,339,458.28	3,339,558.00
Capital Outlay	6000-6599						0.00	0.00	0.00
Other Outgo	7000-7499		128,834.00			121,694.00	0.00	209,975.00	209,975.00
Interfund Transfers Out	7600-7629						0.00	0.00	0.00
All Other Financing Uses	7630-7699						0.00	0.00	0.00
TOTAL DISBURSEMENTS		2,927,258.00	3,053,302.00	2,978,455.00	2,978,456.00	904,746.00	0.00	31,966,193.49	31,966,291.00
D. BALANCE SHEET TRANSACTIONS									
Assets									
Cash Not In Treasury	9111-9199							0.00	
Accounts Receivable	9200-9299							6,947,798.22	
Due From Other Funds	9310							0.00	
Stores	9320							0.00	
Prepaid Expenditures	9330							0.00	
Other Current Assets	9340							0.00	
SUBTOTAL ASSETS		0.00	0.00	0.00	0.00	0.00	0.00	6,947,798.22	
Liabilities									
Accounts Payable	9500-9599	0.00	0.00	0.00	0.00	0.00		2,746,769.90	
Due To Other Funds	9610							0.00	
Current Loans	9640							4,794,584.95	
Deferred Revenues	9650							0.00	
SUBTOTAL LIABILITIES		0.00	0.00	0.00	0.00	0.00	0.00	7,541,354.85	
Nonoperating									
Suspense Clearing	9910							0.00	
TOTAL BALANCE SHEET TRANSACTIONS		0.00	0.00	0.00	0.00	0.00	0.00	(593,556.63)	
E. NET INCREASE/DECREASE (B - C + D)		(1,718,048.00)	(2,239,391.00)	(1,816,064.00)	2,548,440.00	(3,319,583.00)	(599,692.00)	(443,679.52)	149,780.00
F. ENDING CASH (A + E)		5,669,041.72	3,429,650.72	1,613,586.72	4,162,026.72				
G. ENDING CASH, PLUS CASH ACCRUALS AND ADJUSTMENTS								242,751.72	

OAK PARK USD - ATTENDANCE



MONTHLY REPORT OF ENROLLMENT AND ADA

Board Meeting, March 12, 2013

Page 1

Site/ Grade	YEAR TO DATE P-1		Month 1		Month 2		Month 3		Month 4	
	ENRL*	ADA	ENRL*	ADA	ENRL*	ADA	ENRL	ADA	ENRL	ADA
BES										
K	95	87.52	89	87.06	90	86.74	91	87.33	92	87.06
1	83	81.30	84	82.63	84	81.00	84	82.11	83	81.17
2	102	96.93	100	98.50	100	96.42	99	97.39	100	95.61
3	110	105.18	110	109.44	109	103.89	109	105.72	107	102.61
4	120	115.61	117	115.25	118	114.95	120	116.72	120	114.39
5	96	93.64	97	96.25	97	94.16	97	93.00	96	93.00
SDC	1	1.00	1	1.00	1	1.00	1	1.00	1	1.00
Total	607	581.18	598	590.13	599	578.16	601	583.27	599	574.84
ADA % **		96.73%		98.16%		96.55%		96.96%		95.82%
OHES										
K	79	75.62	78	76.56	79	75.11	79	76.39	79	76.56
1	81	75.17	74	73.38	77	73.95	77	74.94	79	75.44
2	82	80.44	84	81.69	83	80.79	83	81.56	82	79.67
3	86	84.19	87	84.81	87	84.42	87	84.56	86	84.06
4	92	89.89	93	92.50	92	90.37	91	89.56	92	89.00
5	122	117.13	123	119.81	121	118.53	121	116.78	120	114.50
SDC	0	-	0	-	0	-	0	-	0	-
Total	542	522.44	539	528.75	539	523.17	538	523.79	538	519.23
ADA % **		96.94%		98.09%		97.10%		97.18%		96.58%
ROES										
K	76	72.06	75	73.63	76	73.16	76	70.28	76	71.44
1	107	102.75	107	105.50	107	103.53	107	102.56	107	101.44
2	81	79.34	82	80.88	83	80.37	82	79.83	82	78.72
3	111	108.12	111	109.19	111	108.32	113	109.50	113	107.44
4	96	91.97	95	92.94	95	91.84	94	91.67	95	89.33
5	93	89.76	92	89.75	93	90.37	93	90.56	93	89.72
SDC	0	-	0	-	0	-	0	-	0	-
Total	564	544.00	562	551.89	565	547.59	565	544.40	566	538.09
ADA % **		96.50%		98.19%		97.16%		96.41%		95.33%
MCMS										
6	377	366.70	378	371.56	378	365.26	378	370.56	378	362.50
7	385	372.49	388	379.50	388	371.79	387	374.22	385	369.33
8	364	350.38	364	357.50	364	350.26	362	353.89	362	347.22
SDC	2	1.84	2	2.00	2	1.95	2	1.78	2	1.72
Total	1128	1,091.41	1132	1,110.56	1132	1,089.26	1129	1,100.45	1127	1,080.77
ADA % **		96.61%		98.25%		96.24%		97.35%		95.78%
OPHS										
9	390	378.48	388	382.69	389	378.58	389	379.17	389	375.56
10	382	375.78	385	381.44	385	377.37	384	375.28	384	372.44
11	342	341.73	356	350.38	354	345.89	352	339.11	349	336.22
12	327	321.30	330	325.88	329	321.84	329	320.72	328	319.72
SDC	3	2.88	3	3.00	3	2.89	3	2.89	3	2.94
Total	1444	1,420.17	1462	1,443.39	1460	1,426.57	1457	1,417.17	1453	1,406.88
ADA % **		97.45%		98.58%		97.55%		97.24%		96.73%
OVHS										
10-12	45	44.10	46	39.81	47	44.17	48	45.73	49	45.12
ADA % **		98.00%		86.54%		93.98%		95.27%		92.08%
OPIS										
K-12	176	165.60	162	151.19	172	166.95	173	168.44	176	168.50
ADA % **		97.62%		96.64%		98.94%		97.81%		96.59%
Other ***	5	8.34	5	7.15	5	7.63	5	7.62	5	7.90
TOTALS										
K-12	4511	4,377.24	4506	4,422.87	4519	4,383.50	4516	4,390.87	4513	4,341.33
ADA % **		97.03%		98.16%		97.00%		97.17%		96.20%

* Enrollment is as of last day of school month.

** % of Attendance by Site is from Zangle Attendance Month calculation.

*** Other is HH, NPS, Ext Yr

MONTHLY REPORT OF ENROLLMENT AND ADA

Board Meeting, March 12, 2013

Page 2

Site/ Grade	Month 5		Month 6		Month 7		Month 8		Month 9		Month 10	
	ENRL	ADA	ENRL	ADA	ENRL	ADA	ENRL	ADA	ENRL	ADA	ENRL	ADA
BES												
K	95	89.39	96	88.68								
1	83	79.94	83	78.16								
2	102	96.72	102	97.32								
3	110	104.28	111	106.00								
4	120	115.83	120	114.37								
5	96	91.83	96	90.42								
SDC	1	1.00	1	0.95								
Total	607	578.99	609	575.90								
ADA % **		96.03%		94.66%								
OHES												
K	79	73.5	79	74.79								
1	81	77.78	81	77.58								
2	82	77.89	82	77.95								
3	86	83.17	86	82.42								
4	92	88.28	94	88.11								
5	122	115.89	121	116.21								
SDC	0	-	0	-								
Total	542	516.51	543	517.06								
ADA % **		95.57%		95.12%								
ROES												
K	76	70.61	76	71.58								
1	107	100.56	110	103.74								
2	81	76.78	81	78.32								
3	111	105.06	111	106.79								
4	96	92.22	96	91.05								
5	93	88.39	94	87.79								
SDC	0	-	0	-								
Total	564	533.62	568	539.27								
ADA % **		94.66%		95.39%								
MCMS												
6	377	362.5	377	355.63								
7	385	366.11	385	363.11								
8	364	343.83	364	338.21								
SDC	2	1.78	2	1.68								
Total	1128	1,074.22	1128	1,058.63								
ADA % **		95.26%		93.82%								
OPHS												
9	390	376.44	394	380.95								
10	382	372.5	382	371.05								
11	342	337.83	340	329.79								
12	327	319.17	326	314.84								
SDC	3	2.67	3	2.84								
Total	1444	1,408.61	1445	1,399.47								
ADA % **		97.15%		96.77%								
OVHS												
10-12	45	42.25	50	44.19								
ADA % **		93.89%		88.38%								
OPIS												
K-12	176	175.06	185	180.68								
ADA % **		97.91%		98.54%								
Other ***	5	8.34	5	8.62								
TOTALS												
K-12	4511	4,337.60	4533	4,323.82								
ADA % **		96.16%		95.39%								

* Enrollment is as of last day of school month.

** % of Attendance by Site is from Zangle Attendance Month calculation.

*** Other is HH, NPS, Ext Yr